



Play

PL2212SR



Loaded Subwoofer Enclosure 2x12"

THANK YOU FOR PURCHASING BASS HABIT

Thank you for purchasing this Bass Habit enclosure. Please read this manual in order to fully understand how to get the best result from this product and ensure that the advices on how to look after the product and the safety precautions are followed. We hope you enjoy using the product as much as we enjoyed creating it.

Before mounting and installing your new enclosure, please read through the whole user manual. If you have any questions concerning your enclosure or any other Bass Habit products, contact your nearest Bass Habit distributor.



SAFETY & WARRANTY

DO NOT EXPOSE THIS PRODUCT TO EXCESSIVE DAMP OR MOISTURE

- Doing so may result in shock or damage to the product.

BEFORE WIRING, DISCONNECT THE CABLE FROM THE POSITIVE BATTERY TERMINAL

- Failure to do so may result in electric shock or injury.

ENSURE GOOD AND CORRECT CONNECTIONS

- Failure to make the correct connections may result in permanent damage to the product.

DO NOT USE ANY FUNCTIONS THAT MAY TAKE YOUR CONCENTRATION AWAY FROM DRIVING YOUR VEHICLE

- Do not setup your amplifier whilst driving. Doing so may result in an accident. For prolonged interaction with the product, make sure that your vehicle is stationary and parked in a safe location.

KEEP THE VOLUME AT A LEVEL SO YOU CAN STILL HEAR OUTSIDE NOISE

- Failure to do this may result in an accident. Bass Habit equipment is capable of producing sound levels that can permanently damage your hearing. Bass Habit recommends caution when listening at a high volume. For safety and enjoyable listening, the sound should be clear without distortion.

CAUTION

Never connect any speaker lead to the car chassis. This can cause severe damage to your car audio setup. Before drilling or cutting any holes, investigate the layout of your vehicle thoroughly. Use caution when working near the fuel/hydraulic lines and electrical wiring. Observe the correct polarity when wiring. Improper phasing may cause a loss of bass response. Make sure that no moving parts get caught on the subwoofer or grill.

WARRANTY

All Bass Habit products carry a full warranty depending on the conditions in the country where it is sold. The warranty is valid from the date of the original receipt as proof of purchase (warranty period differs depending on local warranty laws and policies). Contact your international Bass Habit dealer or distributor concerning specific procedure for your country's warranty policies.

WHAT IS NOT COVERED

- Damage to product due to improper installation.
- Subsequent damage to other components.
- Damage caused by exposure to moisture, excessive heat, chemical cleaners and/or UV radiation.
- Damage through negligence, misuse, accident or abuse. Repeated returns for the same fault may be Considered as abuse.
- Any cost or expense related to the removal and/or abuse. Repeated returns for the same fault may be Considered as abuse.
- Damage caused by amplifier clipping or distortion.
- Items repaired or modified by any unauthorized repair facility.
- Return shipping on non-defective items.
- Products returned without a return authorization number.
- Damage to product due to use of sealant.

WARNING

Bass Habit equipment is capable of sound pressure levels that can cause permanent damage to your hearing and those around you. Please use common sense when listening to your audio system and practice safe sound.

INTERNATIONAL TECHNICAL INQUIRIES

For international technical support please contact the distribution agent for your country.

INSTRUCTIONS

INSTALLATION EXPERIENCE

Installation of Bass Habit products may require experience with a variety of mechanical procedures. This manual only provides general installation and operation instructions. If you have any reservations about your installation skills, please contact your local authorized Bass Habit dealer for help.

CHOOSING LOCATION FOR YOUR SUBWOOFER ENCLOSURE

Choosing a good placement of your Bass Habit product will have the greatest effect of the sound quality of the system. There are many different considerations needed when choosing the location(s) that best meet your needs. The location(s) must be large enough for the enclosure to fit. Care is needed to ensure that the desired location will not affect either the mechanical or electrical operation of the vehicle.

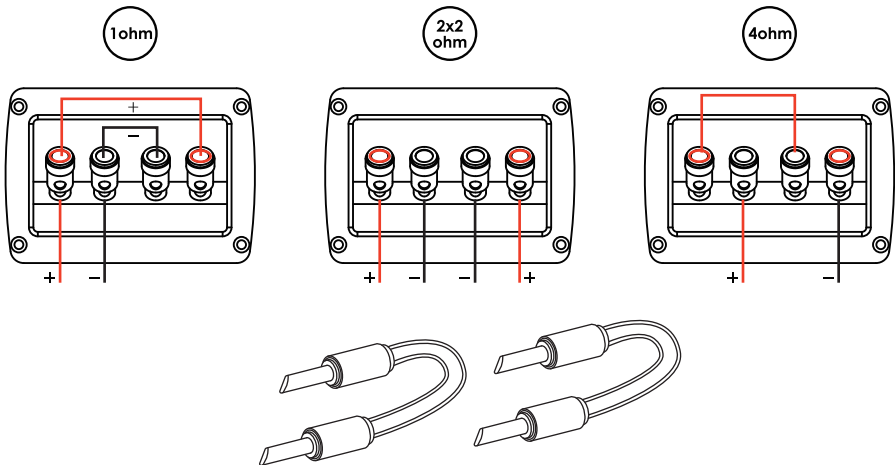
INSTALLATION PRECAUTIONS

NOTE! Proceed only if you are a qualified installer, otherwise let your dealer do it.

- Always wear protective eye-wear when using tools.
- Turn off all stereo and other electrical devices before you begin.
- Disconnect the (-) negative lead from your vehicle's battery.
- Never use force when installing a Bass Habit product.
- Locate all fuel lines, brake lines, oil lines and electrical cables when planning your installation.

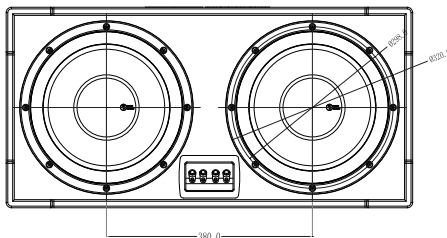
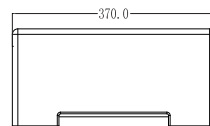
WIRING EXAMPLES

It is important to know the limits of your amplifier to optimize its performance. You can vary the impedance by altering the wiring configurations. Choose the wiring diagram below that corresponds to the impedance stability of your amplifier.



SPECIFICATION PL2212SR

Component	Passive Subwoofer Enclosure
Size	2x300mm (2x12")
Enclosure Information (PL2212SR)	
Volume	50L
Weight	14.7kg
Type	Passive Radiator Design
RMS Power	500W
MAX Power	1000W
PEAK Power	1500W
Impedance	Adjustable 1 / 2x2 / 4 Ohm
Subwoofer Information (PL2300SW)	
RMS Power	400W
MAX Power	800W
PEAK Power	1200W
Impedance	2x2 ohm
Sensitivity	96 dB
Subwoofer Basket Material	Steel
Cone Material	Glass Fiber
Magnet	Ferrite
Voice Coil Diameter	60mm





The crossed-out wheeled bin symbol means that the product, literature and packaging included must be taken to separate collection at the end of their working life. Do not dispose of these products as unsorted municipal waste: dispose of them at a recycling point. For info on your nearest recycling point, check with your local waste authority.

Products marked with the RoHS symbol complies with the relevant provisions of the RoHS Directive for the European Union. In common with all Electrical and Electronic Equipment (EEE) the product should not be disposed of as household waste. Alternative arrangements may apply in other jurisdictions.

The product with the CE mark indicates that it has passed the corresponding conformity assessment procedure and the manufacturer's declaration of conformity, and it complies with the relevant EU directives, and is used as a pass for the product to be allowed to enter the European Community market. Relevant directives require industrial products to be affixed with the CE mark. Those that do not have the CE mark shall not be marketed.

Winn Scandinavia AB
Idrottsvägen 37,702 32 Örebro
Sweden
www.winnscandinavia.com

Winn Scandinavia reserves for possible typos, factual or numeric errors that may have been printed on any products, package designs, user manuals and/or other included accessories.

3 BASSHABIT



**BASS
HABIT**