
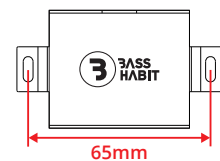
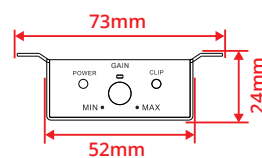
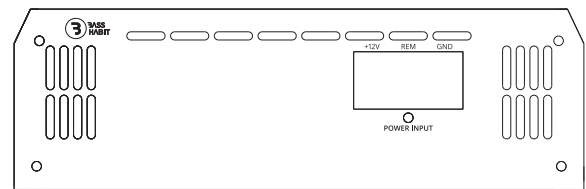
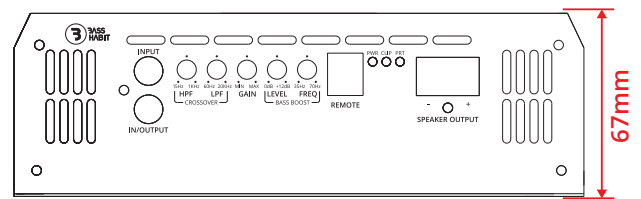
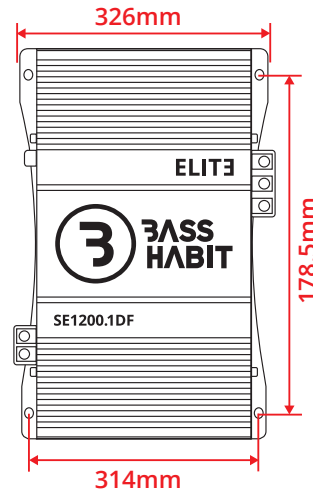


ELITE

SE1200.1DF



- ③ 1 channel SPL amplifier
- ③ Class D Full Range / Full Bridge Technology
- ③ High power amplifier & small form factor
- ③ Great price vs performance ratio
- ③ Versatile 12db / octave High pass filter & Low pass filter
- ③ 4 Way Protection Circuit
- ③ Bass Level Remote including Clip Indicator



Product Specifications	
Power (1 ohm):	1x1200W RMS
Power (2 ohm):	1x800W RMS
Power (4 ohm):	1x500W RMS
Power MAX:	2400W MAX
S/N ratio:	100dB
Freq. response:	15Hz-20KHz
HP filter:	15Hz - 1KHz
LP filter:	60Hz - 20KHz
Bass boost:	0-12 dB (50Hz)
Voltage:	10.5V-15.5V DC

Recommended 12V+ cable	Recommended REM cable	Recommended GND cable	Recommended fuse rating
4 AWG / 20mm ²	17-10 AWG / 1-6mm ²	4 AWG / 20mm ²	80-100 A